



Partnership with Families: Fred Talk



Teach a child to read and keep that child reading and we will change everything.

And I mean everything.

Jeanette Winterson

Speedy sounds + Fred =
decoding



+



Make friends with Fred!



Read Write Inc.

Speed Sounds Set 1

Consonant sounds – stretchy

f	l	m	n	r	s	v	z	sh	th	ng
										nk

Consonant sounds – bouncy

b	c	d	g	h	j	p	qu	t	w	x	y	ch
	k											

Vowel sounds – bouncy

a	e	i	o	u	ay	ee	igh	ow
---	---	---	---	---	----	----	-----	----

Vowel sounds – stretchy

Vowel sounds – stretchy

oo	oo	ar	or	air	ir	ou	oy
----	----	----	----	-----	----	----	----

Fred Talk Routine



1. Say the word in sounds e.g. c-a-t.
2. Ask the child to repeat.

Can they 'jump-in' with the whole word?

3. Say the word in sounds followed by the whole word e.g. c-a-t, cat.
4. Ask the child to repeat.

Virtual Classroom Fred Games

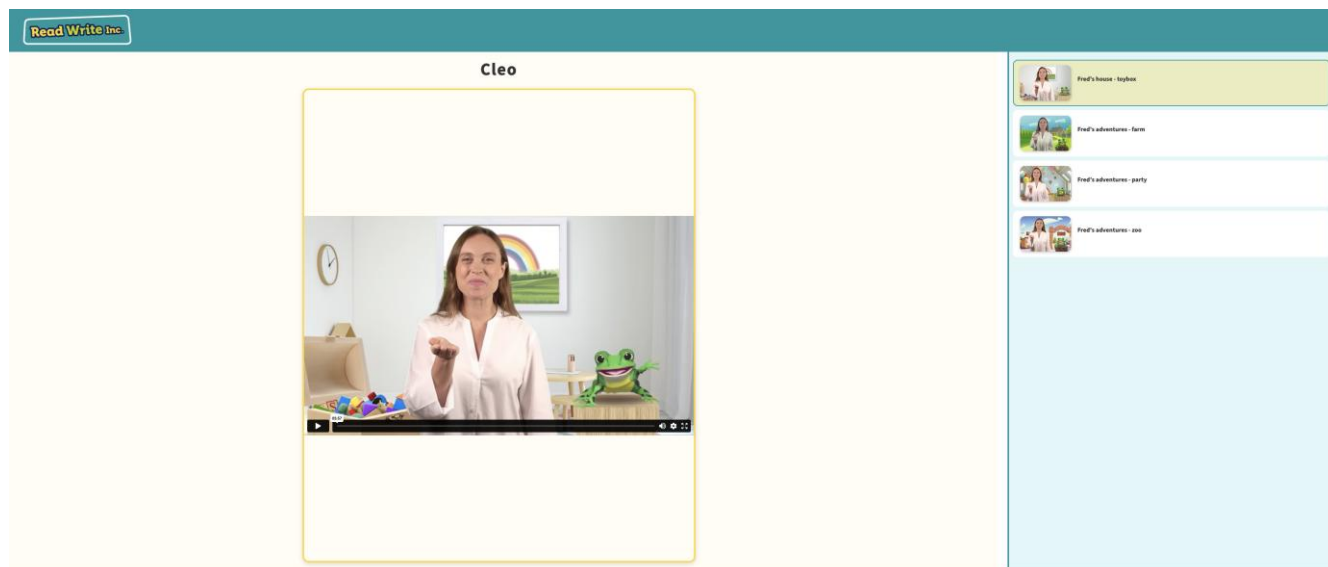
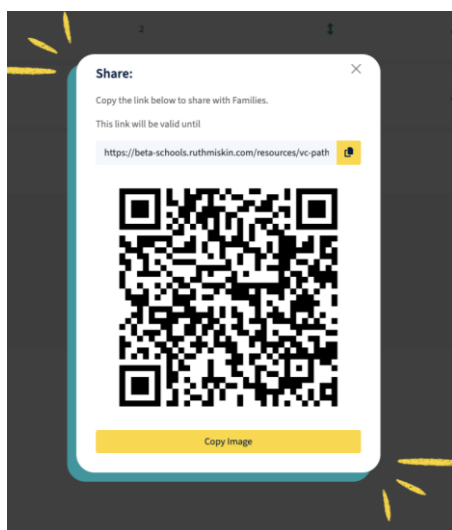


How do I use the Virtual Classroom?

1. Set aside 10 minutes to watch a film with your child each day.
2. Find a quiet space for your child to watch the film on a laptop or tablet.
3. Praise your child as they join in with the lesson – make it fun!

The more they practise using these films, the quicker they'll learn to read.

Pupil pathways



Fred Talk throughout the day

Shall we have some **l-u-n-ch**?

What would you like to **p-l-ay**?

Let's put on your **c-oa-t**.



Reading with Fred Talk

m a t

mat

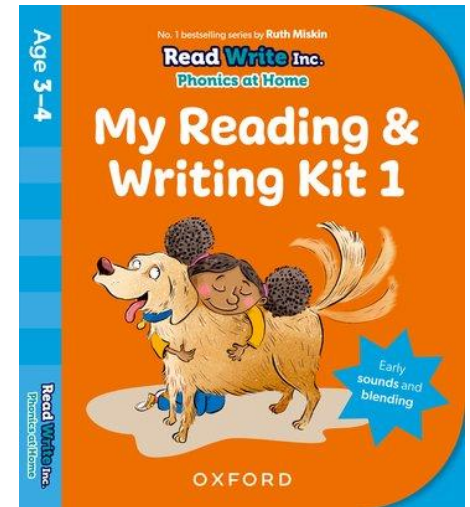
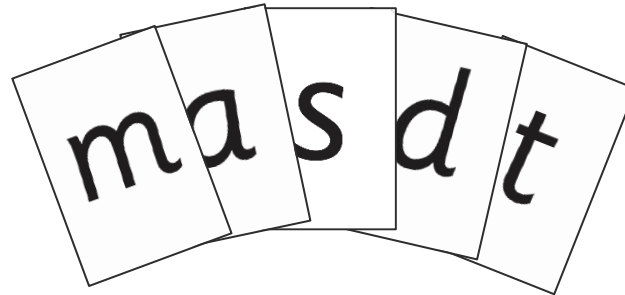


Sound blending books



bed

leg

Practice at home



What can I do?

1. Speak like Fred throughout the day.
2. Play Fred games.
3. Use Fred Talk to read words.

The sooner your child can orally blend, the sooner they will be able to read words.

Fred Games **in-action**



Online resources available

Ruth Miskin Families Page:

<https://www.ruthmiskin.com/parentsandcarers/>

Ruth Miskin Facebook:

<https://www.facebook.com/miskin.education>

Free e-books for home reading:

<http://www.oxfordowl.co.uk/Reading/>



Learning to read at home



Parents, carers and families

We support our schools to work in partnership with you at home. This includes books for home reading, information booklets and a Virtual Classroom with films for children to practise.

Using the Virtual Classroom



See how to support your child at home with our Virtual Classroom.

Films

These 17 films show you step by step how to teach children to read and write with Read Write Inc. Phonics.

If your child is in a school that teaches Read Write Inc. or if you have bought a parent pack, the films will help you and your child practise together at home.

If you have a question, please get in touch via our [Facebook](#) or [Instagram](#) pages and subscribe to our [YouTube](#) channel.

Parent and carer films 17 Videos

- How Read Write Inc. phonics works... 2:47
- Understanding how phonics works... 2:58
- How to help your child learn to read... 2:45
- What to expect from the phonics... 1:52
- Parents: how to listen to your child... 2:25
- Why read to your child? 2:08
- 10 things to think about when... 2:00



Home reading guidance documents

Parent FAQs

Handwriting phrases

Fred Games

List of Read Write Inc. reading books

Parents carers and families webpage



Any questions?





Teach a child to read and keep that child reading and we will change everything.

And I mean everything.

Jeanette Winterson